

Scaled data based on original data using
LM-79-08 Approved Method: Electrical and Photometric Measurements of Solid-
State Lighting Products

Test Report Prepared for
Cooper Lighting Solutions
(formerly Eaton)

Brand: McGRAW-EDISON

Report Number: P316267

Luminaire Tested: **GLEON-SA3A-827-U-5WQ**

Issue Date: 3/3/2020

Test Information

Test Method: LM-79-08
Report Number: P316267
TEST IS SCALED FROM IESNA LM-79-08 TEST DATA (G2-1903-205-2)
Test Lab: INNOVATION CENTER
Issue Date: 3/3/2020
Manufacturer: COOPER LIGHTING SOLUTIONS (FORMERLY EATON)
Product Line: McGRAW-EDISON
Catalog Number: GLEON-SA3A-827-U-5WQ
Description: GALLEON AREA AND ROADWAY LUMINAIRE
(3) 80 CRI, 2700K, 615mA LIGHTSQUARES WITH 16 LEDS EACH AND TYPE V WIDE OPTICS
Light Source: -
Ballast/Driver: ELECTRONIC DRIVER

Summary

Lumens per Lamp: N/A
Luminaire Lumens: 11016 lumens
Efficiency: N/A
Efficacy: 114.7 lumens/watt
Luminous Opening: Rectangular (W 1' x L: 1' x H: 0')
IES Classification: Type V - Short
BUG Rating: B4 - U0 - G2

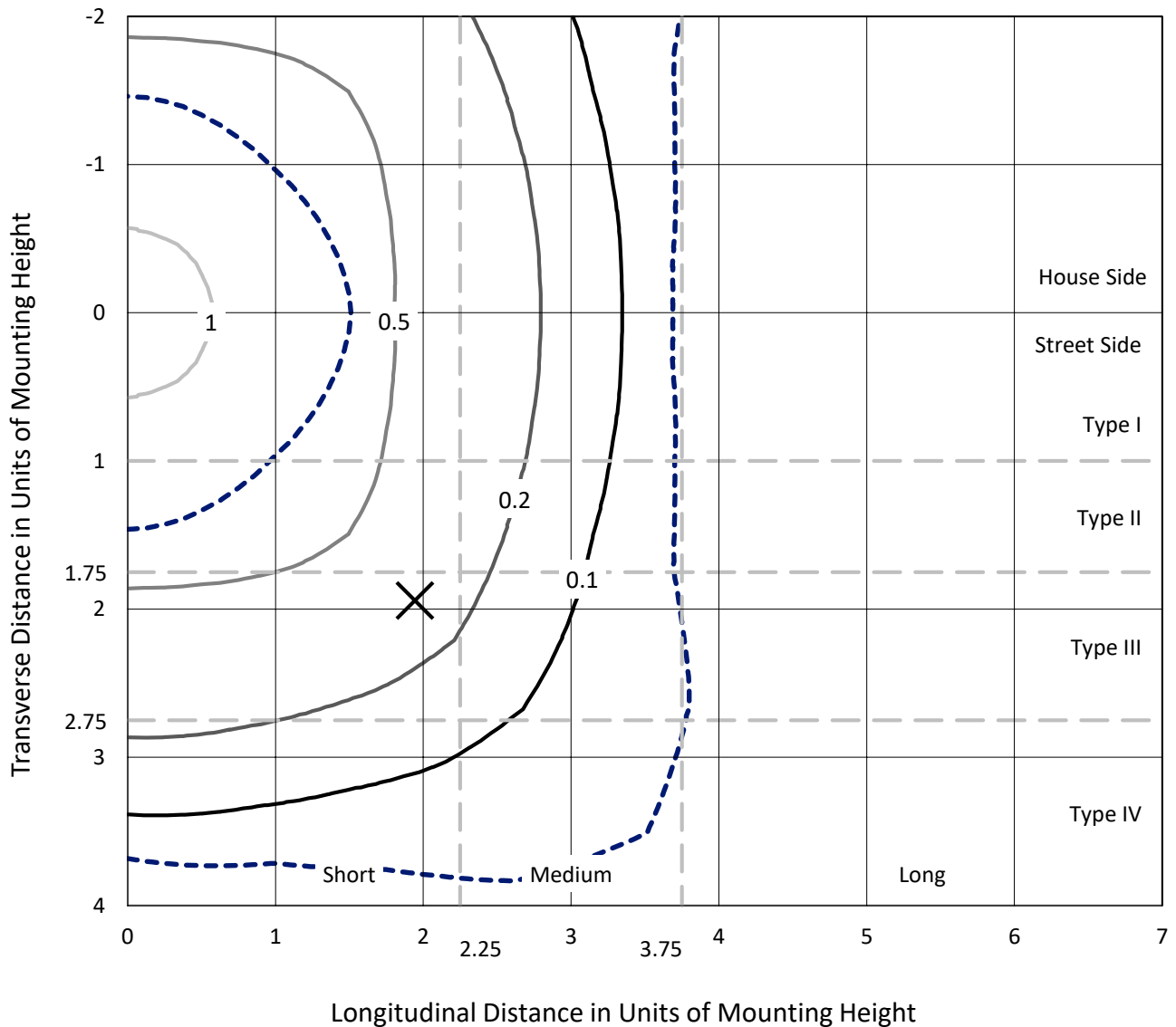
Input Watts (W): 96
Input Voltage (V): NR
Input Current (Ain): NR
Voltage Rise (V): NR
Power Factor: NR
Total Harmonic Distortion (THDi): NR
Frequency (hertz): 60
Stabilization Time: NR
Operation Time: NR
Ambient Temperature (°C): NR
Test Distance: 24 FT



REPORT NUMBER: P316267
 CATALOG NUMBER: GLEON-SA3A-827-U-5WQ

Iso-Footcandle Lines of Horizontal Illumination

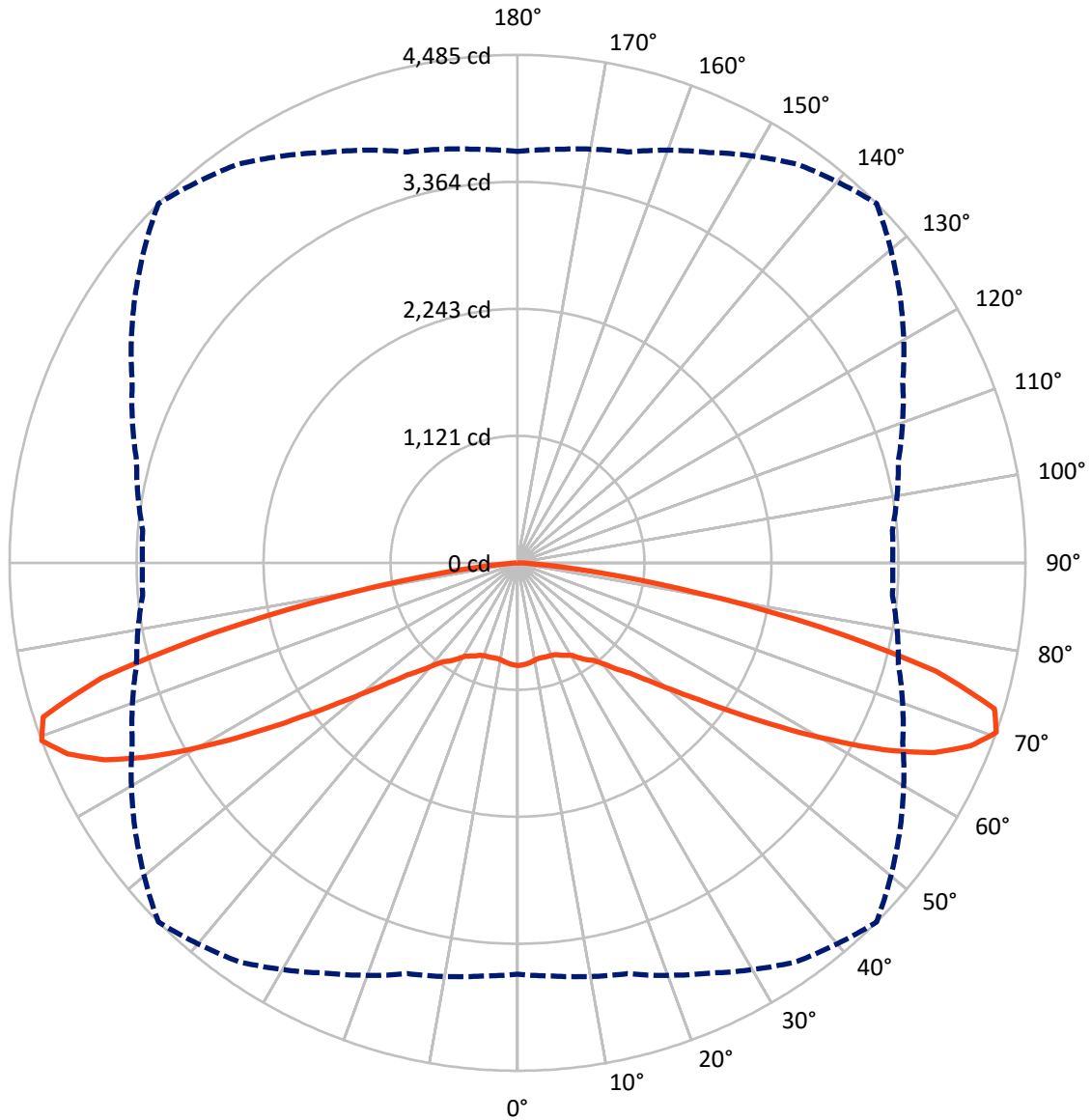
✕ Max cd
 - - - 1/2 Max cd



Based on 25 foot mounting height. Maximum calculated value = 1.5 fc
 Type V - Short - N/A

REPORT NUMBER: P316267
CATALOG NUMBER: GLEON-SA3A-827-U-5WQ

Luminous Intensity Polar Plot



— Vertical Plane Through 45-Deg Lateral - - - Horizontal Cone Through 70-Deg Vertical

REPORT NUMBER: P316267
 CATALOG NUMBER: GLEON-SA3A-827-U-5WQ

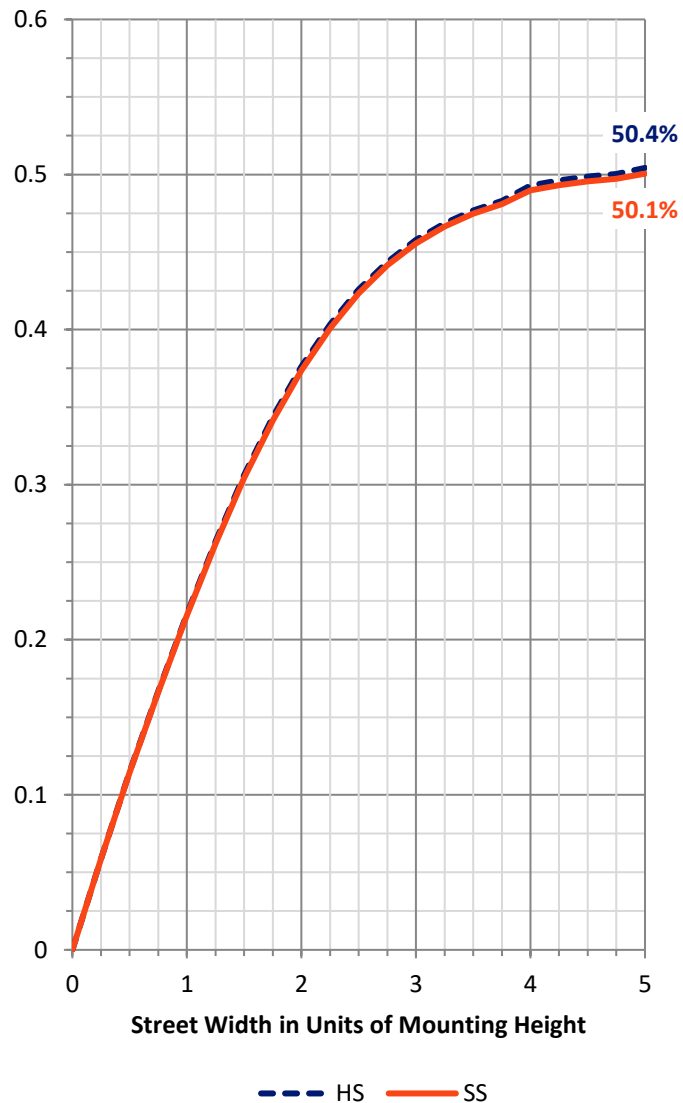
FLUX DISTRIBUTION:

		Downward	Upward	Total
House Side	Lumens	5508.0	0.0	5508.0
	% Fixture	50.0	0.0	50.0
Street Side	Lumens	5508.0	0.0	5508.0
	% Fixture	50.0	0.0	50.0
Total	Lumens	11016.0	0.0	11016.0
	% Fixture	100.0	0.0	100.0

ZONAL LUMENS:

Zone	Lumens	% Fixture
0°-10°	84.6	0.8
10°-20°	247.2	2.2
20°-30°	421.4	3.8
30°-40°	658.5	6.0
40°-50°	1116.0	10.1
50°-60°	2035.1	18.5
60°-70°	3503.5	31.8
70°-80°	2746.2	24.9
80°-90°	203.6	1.8
90°-100°	0.0	0.0
100°-110°	0.0	0.0
110°-120°	0.0	0.0
120°-130°	0.0	0.0
130°-140°	0.0	0.0
140°-150°	0.0	0.0
150°-160°	0.0	0.0
160°-170°	0.0	0.0
170°-180°	0.0	0.0
0°-90°	11016.0	100.0
0°-180°	11016.0	100.0

Coefficient of Utilization

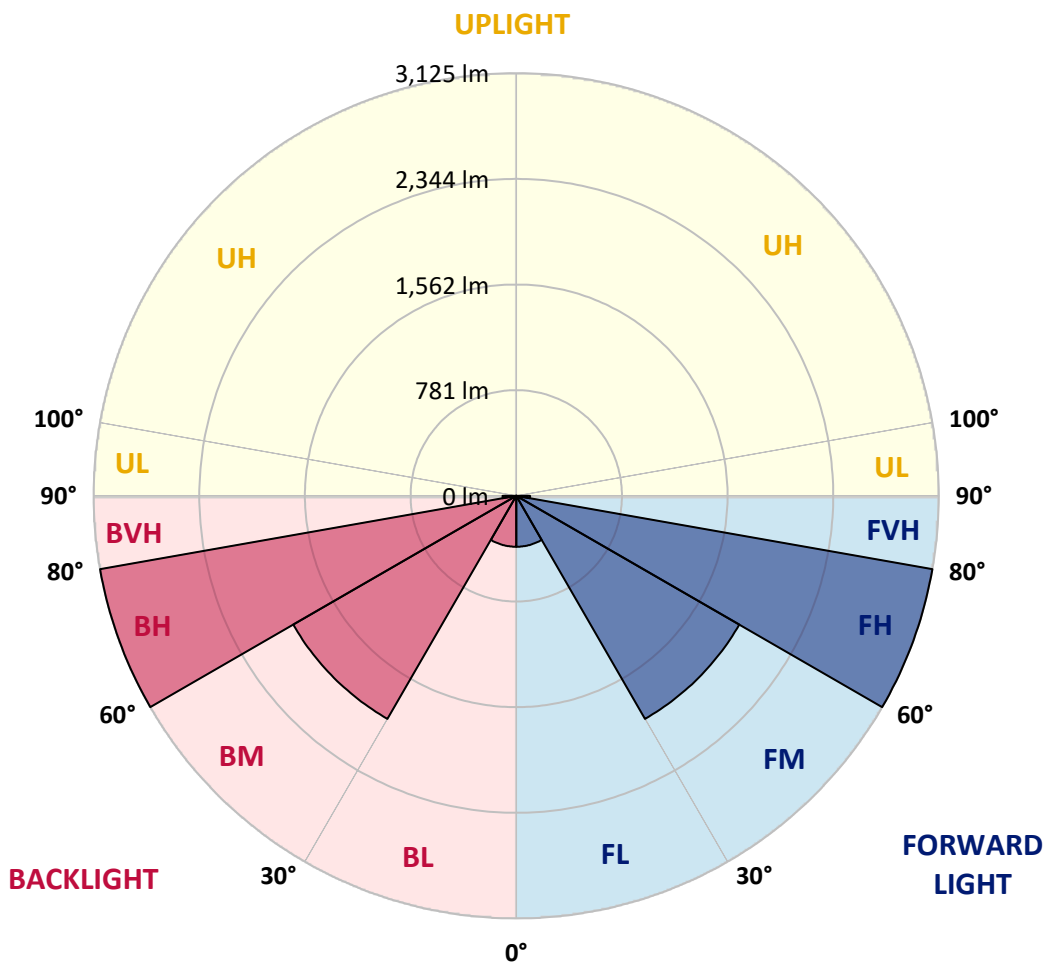


REPORT NUMBER: P316267
 CATALOG NUMBER: GLEON-SA3A-827-U-5WQ

LUMINAIRE CLASSIFICATION SYSTEM LUMEN TABLE AND BUG RATING:

Zone	Lumens	% Fixture	Zone Rating/Lumen Limit		
			B	U	G
FL (0°-30°)	376.6	3.4			
FM (30°-60°)	1904.8	17.3			
FH (60°-80°)	3124.8	28.4			G2/5000
FVH (80°-90°)	101.8	0.9			G2/225
BL (0°-30°)	376.6	3.4	B1/500		
BM (30°-60°)	1904.8	17.3	B2/2500		
BH (60°-80°)	3124.8	28.4	B4/5000		G2/5000
BVH (80°-90°)	101.8	0.9			G2/225
UL (90°-100°)	0.0	0.0		U0/0	
UH (100°-180°)	0.0	0.0		U0/0	

BUG Rating: B4-U0-G2
 Type V Short





REPORT NUMBER: P316267
 CATALOG NUMBER: GLEON-SA3A-827-U-5WQ

CANDELA DISTRIBUTION (FULL):

	0°	5°	15°	25°	35°	45°	55°	65°	75°	85°	90°
0°	906.6	906.6	906.6	906.6	906.6	906.6	906.6	906.6	906.6	906.6	906.6
2.5°	902.6	903.7	902.6	903.3	901.5	902.2	902.2	902.2	901.9	902.2	901.5
5°	894.6	895.3	893.9	894.6	893.5	894.6	895.0	894.6	893.9	894.2	892.8
7.5°	882.6	883.3	882.2	883.3	881.8	883.7	883.3	882.2	881.1	881.1	879.7
10°	876.0	876.4	873.5	872.4	869.1	869.8	870.9	872.0	873.1	875.3	874.9
12.5°	876.4	876.4	872.0	867.3	862.5	863.6	865.4	869.4	873.8	877.8	878.2
15°	880.0	879.7	873.1	865.4	862.2	865.4	866.5	869.1	876.0	882.9	883.3
17.5°	882.6	882.6	872.4	863.6	863.3	868.4	868.0	869.1	876.7	886.9	887.3
20°	887.3	887.3	874.2	864.7	864.7	870.2	870.5	872.4	880.0	891.3	893.1
22.5°	897.9	898.2	884.4	876.7	877.5	880.7	881.8	884.8	891.7	904.1	906.3
25°	912.8	913.5	899.3	895.0	897.5	903.7	903.0	905.2	912.8	924.8	927.0
27.5°	933.6	931.8	918.6	916.8	919.4	923.7	923.4	923.7	929.9	940.9	943.4
30°	960.5	959.8	950.3	951.4	950.3	948.9	949.3	952.2	955.4	964.2	966.7
32.5°	986.8	987.5	981.7	987.1	995.2	1000.6	992.3	984.2	980.6	985.3	987.5
35°	1034.2	1036.0	1026.9	1023.2	1034.2	1050.2	1026.5	1013.4	1020.7	1026.9	1028.7
37.5°	1114.7	1115.8	1100.5	1085.9	1077.9	1093.2	1069.5	1070.6	1096.1	1107.8	1107.4
40°	1206.5	1206.9	1196.7	1183.9	1170.1	1173.7	1164.2	1167.2	1183.9	1194.5	1197.4
42.5°	1315.8	1314.7	1298.7	1280.5	1276.5	1280.1	1264.1	1261.9	1281.2	1300.2	1300.5
45°	1457.6	1455.0	1434.3	1414.2	1394.9	1386.9	1382.9	1393.5	1420.1	1437.5	1437.9
47.5°	1610.3	1603.3	1592.4	1576.4	1559.6	1551.6	1545.0	1550.1	1569.5	1576.4	1577.1
50°	1767.3	1768.8	1771.0	1764.8	1758.6	1756.0	1738.9	1729.1	1734.9	1722.1	1720.3
52.5°	1953.5	1956.4	1977.6	1995.4	2006.0	2011.5	1979.0	1945.1	1926.2	1901.4	1894.1
55°	2173.3	2178.0	2209.0	2258.5	2309.5	2336.5	2277.8	2214.4	2155.8	2109.5	2094.6
57.5°	2418.1	2426.5	2469.2	2564.3	2668.8	2732.6	2633.5	2518.3	2405.0	2338.3	2326.7
60°	2705.3	2713.3	2772.3	2908.6	3078.1	3173.9	3023.8	2835.4	2694.3	2630.6	2609.1
62.5°	3047.1	3047.8	3120.3	3279.6	3503.3	3636.7	3433.3	3181.5	3036.2	2959.3	2938.5
65°	3414.8	3416.6	3491.6	3663.6	3895.0	4040.1	3810.5	3548.1	3370.3	3257.0	3240.9
67.5°	3674.6	3682.2	3761.3	3968.3	4184.7	4315.5	4078.0	3781.3	3575.8	3440.6	3427.1
70°	3633.0	3662.9	3755.8	3997.4	4298.4	4485.0	4121.3	3753.6	3482.5	3322.9	3311.6
72.5°	3168.4	3225.6	3349.5	3666.6	4147.9	4404.8	3884.8	3361.9	3055.1	2919.2	2898.8
75°	2157.6	2250.5	2437.4	2894.8	3543.8	3813.8	3270.5	2680.5	2391.9	2203.9	2190.0
77.5°	962.0	983.1	1220.0	1746.6	2445.5	2738.8	2376.2	1753.5	1316.2	1049.8	993.7
80°	268.2	271.5	362.2	650.4	1224.0	1609.2	1314.0	683.2	384.1	270.7	255.1
82.5°	85.3	92.6	113.0	168.7	411.4	734.3	422.3	182.2	129.7	103.5	93.3
85°	41.5	41.2	57.2	68.5	104.9	162.5	111.9	84.5	74.0	49.2	44.5
87.5°	17.5	17.9	26.6	24.1	30.6	26.2	36.1	37.9	39.7	21.9	18.9
90°	0.0	0.0	0.0	0.0	0.0	0.0	0.0	0.0	0.0	0.0	0.0

(END OF REPORT)